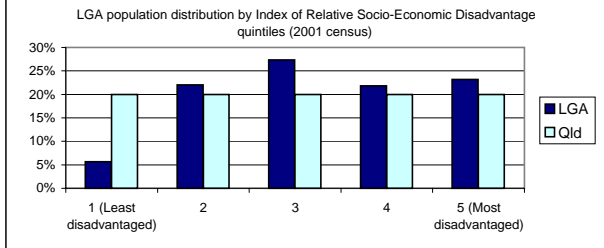


Mackay (C) Local Government Area (LGA)

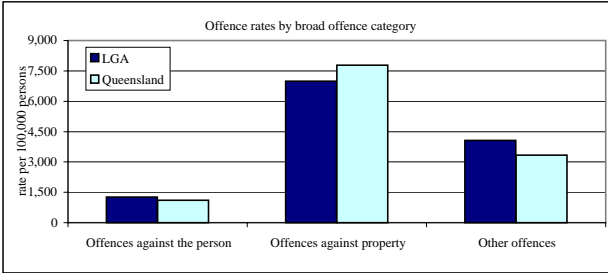
Demographic Data

Population (2001 ERP)	75,977	Queensland 3,635,121
% Indigenous (2001 Census)	3.6%	2.8%
Median age of population (2001)	34	33
Male to female ratio (2001)	1:0.99	1:1.01
ARIA ¹ Classification	Moderately Accessible	



¹ Accessibility/Remoteness Index of Australia

Crime Data



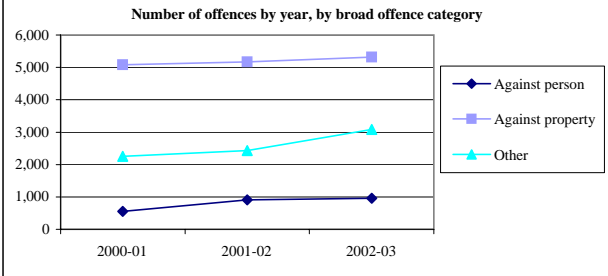
Comments

Mackay LGA had higher rates of offences against the person and other offences than the State as a whole, while the rate of property offences was significantly lower than the Queensland rate.

The rate of other offences in Mackay LGA has increased significantly since 2001-02.

Crime trends and comparison of rates with Queensland				
Rates expressed per 100,000 persons				
Offences against the person				
	LGA	LGA	Qld	
	Number	Rate	Rate	
2000-01	551	713	866	
2001-02	914	1,203	1,085	
2002-03	956	1,258	1,110	
Offences against property				
	LGA	LGA	Qld	
	Number	Rate	Rate	
2000-01	5,084	6,570	8,626	
2001-02	5,174	6,810	8,094	
2002-03	5,316	6,997	7,787	
Other offences				
	LGA	LGA	Qld	
	Number	Rate	Rate	
2000-01	2,253	2,912	2,981	
2001-02	2,435	3,204	2,866	
2002-03	3,087	4,063	3,331	

Offences by type of offence, 2002-03				
Rates expressed per 100,000 persons				
Offences against the person				
	LGA	LGA	Qld	
	Number	Rate	Rate	
Homicide	5	7	6	
Serious assault	218	287	315	
Other assault	151	199	215	
Sexual offences	274	361	169	
Armed robbery	18	24	40	
Unarmed robbery	9	12	15	
Extortion	0	0	1	
Kidnapping etc	1	1	9	
Other	280	368	340	
Total against the person	956	1,258	1,110	
Offences against property				
	LGA	LGA	Qld	
	Number	Rate	Rate	
Unlawful entry with intent				
Dwelling	637	838	1,023	
Shop	126	166	204	
Other	412	543	567	
Arson	70	92	66	
Other property damage	840	1,106	1,199	
Motor vehicle theft	823	1,083	1,176	
Stealing from				
Dwelling	182	239	223	
Shop	359	472	407	
Other	1,070	1,408	1,559	
Fraud	504	664	727	
Handling stolen goods	136	179	176	
Total against property	5,316	6,997	7,787	
Other offences				
	LGA	LGA	Qld	
	Number	Rate	Rate	
Drug offences	1,090	1,435	1,019	
Prostitution offences	1	1	31	
Liquor (excl. drunkenness)	42	55	57	
Good order offences	335	441	445	
Stock related offences	0	0	6	
Total other offences	3,087	4,063	3,331	



These data have been sourced from Queensland Police. All analyses have been undertaken by OESR and any queries should be directed to the Crime Statistics Unit, OESR, on (07) 3237 1954.