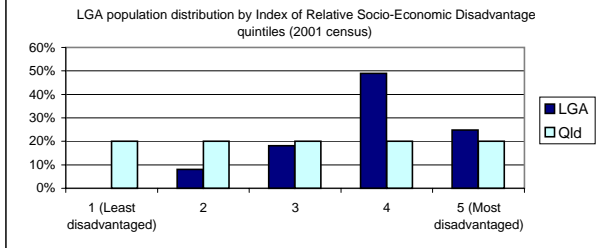


**Bulloo (S), Paroo (S), Quilpie (S), Murweh (S) Local Government Areas (LGAs)**

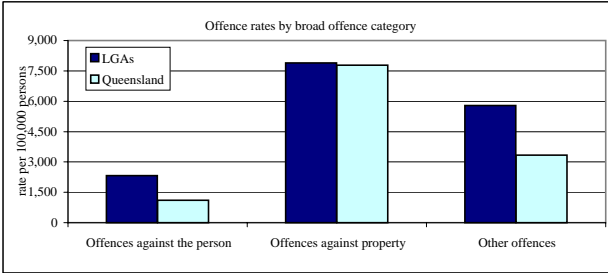
**Demographic Data**

Population (2001 ERP)	<b>8,802</b>	<b>Queensland</b> 3,635,121
% Indigenous (2001 Census)	<b>10.8%</b>	2.8%
Median age of population (2001)	<b>36</b>	33
Male to female ratio (2001)	1:0.84	1:1.01
ARIA <sup>1</sup> Classification	Very Remote	



<sup>1</sup> Accessibility/Remoteness Index of Australia

**Crime Data**



**Comments**

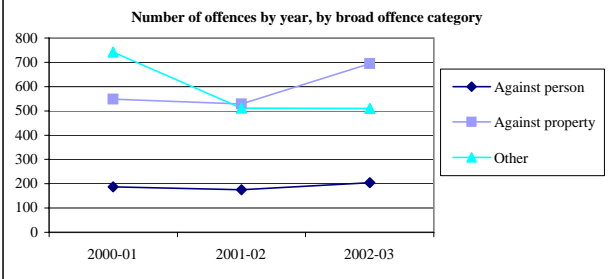
Due to small populations, LGAs have been merged to create this region. Bulloo, Paroo, Quilpie and Murweh LGAs had higher rates of offences against the person and other offences than the State as a whole, while the rate of property offences was similar to that for Queensland. The rate of property offences in Bulloo, Paroo, Quilpie and Murweh LGAs has increased significantly since 2001-02.

Crime trends and comparison of rates with Queensland			
Rates expressed per 100,000 persons			
<b>Offences against the person</b>			
	LGA's	LGA's	Qld
	Number	Rate	Rate
2000-01	187	2,133	866
2001-02	176	1,995	1,085
2002-03	204	2,321	1,110
<b>Offences against property</b>			
	LGA's	LGA's	Qld
	Number	Rate	Rate
2000-01	548	6,237	8,626
2001-02	529	6,011	8,094
2002-03	694	7,889	7,787
<b>Other offences</b>			
	LGA's	LGA's	Qld
	Number	Rate	Rate
2000-01	742	8,449	2,981
2001-02	511	5,803	2,866
2002-03	510	5,796	3,331

**Offences by type of offence, 2002-03**

Rates expressed per 100,000 persons

	LGA's		Qld
	Number	Rate	
<b>Offences against the person</b>			
Homicide	1	11	6
Serious assault	70	800	315
Other assault	59	675	215
Sexual offences	18	203	169
Armed robbery	1	11	40
Unarmed robbery	0	0	15
Extortion	1	11	1
Kidnapping etc	1	11	9
Other	53	598	340
<b>Total against the person</b>	<b>204</b>	<b>2,321</b>	<b>1,110</b>
<b>Offences against property</b>			
	LGA's	LGA's	Qld
	Number	Rate	Rate
Unlawful entry with intent			
Dwelling	68	778	1,023
Shop	14	157	204
Other	83	948	567
Arson	11	124	66
Other property damage	197	2,234	1,199
Motor vehicle theft	74	846	1,176
Stealing from			
Dwelling	17	191	223
Shop	10	113	407
Other	132	1,494	1,559
Fraud	44	497	727
Handling stolen goods	24	269	176
<b>Total against property</b>	<b>694</b>	<b>7,889</b>	<b>7,787</b>
<b>Other offences</b>			
	LGA's	LGA's	Qld
	Number	Rate	Rate
Drug offences	89	1,013	1,019
Prostitution offences	0	0	31
Liquor (excl. drunkenness)	19	214	57
Good order offences	118	1,340	445
Stock related offences	16	179	6
<b>Total other offences</b>	<b>510</b>	<b>5,796</b>	<b>3,331</b>



These data have been sourced from Queensland Police. All analyses have been undertaken by OESR and any queries should be directed to the Crime Statistics Unit, OESR, on (07) 3237 1954.