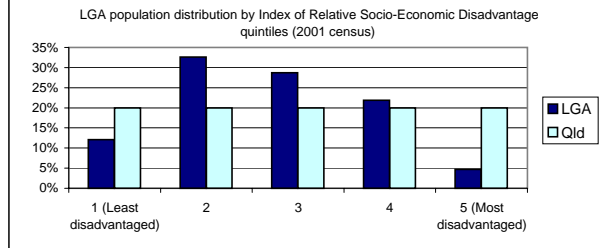


Whitsunday (S) Local Government Area (LGA)

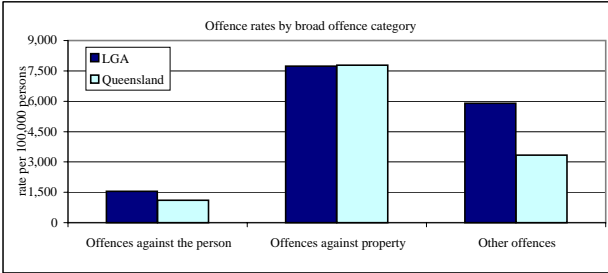
Demographic Data

Population (2001 ERP)	15,496	Queensland 3,635,121
% Indigenous (2001 Census)	1.0%	2.8%
Median age of population (2001)	37	33
Male to female ratio (2001)	1:0.95	1:1.01
ARIA ¹ Classification	Moderately Accessible	



¹ Accessibility/Remoteness Index of Australia

Crime Data



Comments

Whitsunday LGA had higher rates of offences against the person and other offences than the State as a whole, while the rate of property offences was similar to that for Queensland.

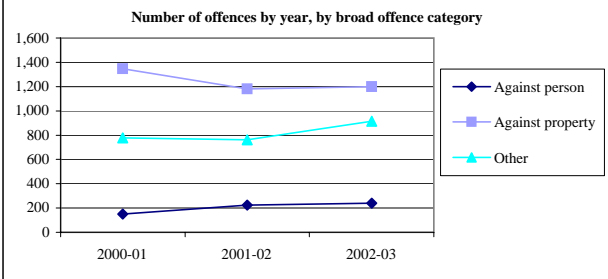
The rate of other offences in Whitsunday LGA has increased significantly since 2001-02.

Crime trends and comparison of rates with Queensland				
Rates expressed per 100,000 persons				
Offences against the person				
	LGA	LGA	Qld	
	Number	Rate	Rate	
2000-01	150	935	866	
2001-02	223	1,441	1,085	
2002-03	241	1,556	1,110	
Offences against property				
	LGA	LGA	Qld	
	Number	Rate	Rate	
2000-01	1,348	8,412	8,626	
2001-02	1,180	7,614	8,094	
2002-03	1,199	7,737	7,787	
Other offences				
	LGA	LGA	Qld	
	Number	Rate	Rate	
2000-01	778	4,858	2,981	
2001-02	761	4,912	2,866	
2002-03	914	5,898	3,331	

Offences by type of offence, 2002-03

Rates expressed per 100,000 persons

Offences against the person	LGA	LGA	Qld
	Number	Rate	Rate
Homicide	1	6	6
Serious assault	61	390	315
Other assault	44	287	215
Sexual offences	19	125	169
Armed robbery	1	6	40
Unarmed robbery	2	13	15
Extortion	0	0	1
Kidnapping etc	3	19	9
Other	110	710	340
Total against the person	241	1,556	1,110
Offences against property	LGA	LGA	Qld
	Number	Rate	Rate
Unlawful entry with intent			
Dwelling	193	1,245	1,023
Shop	17	108	204
Other	57	365	567
Arson	7	44	66
Other property damage	130	840	1,199
Motor vehicle theft	146	943	1,176
Stealing from			
Dwelling	81	520	223
Shop	30	195	407
Other	361	2,332	1,559
Fraud	128	828	727
Handling stolen goods	23	149	176
Total against property	1,199	7,737	7,787
Other offences	LGA	LGA	Qld
	Number	Rate	Rate
Drug offences	361	2,329	1,019
Prostitution offences	0	0	31
Liquor (excl. drunkenness)	15	99	57
Good order offences	137	887	445
Stock related offences	1	6	6
Total other offences	914	5,898	3,331



These data have been sourced from Queensland Police. All analyses have been undertaken by OESR and any queries should be directed to the Crime Statistics Unit, OESR, on (07) 3237 1954.