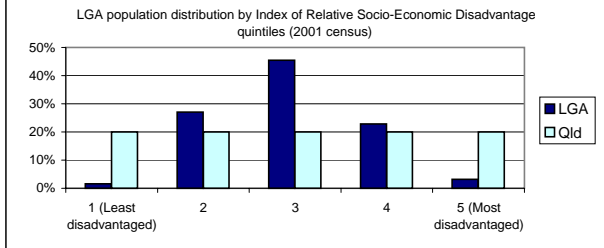


**Broadsound (S) Local Government Area (LGA)**

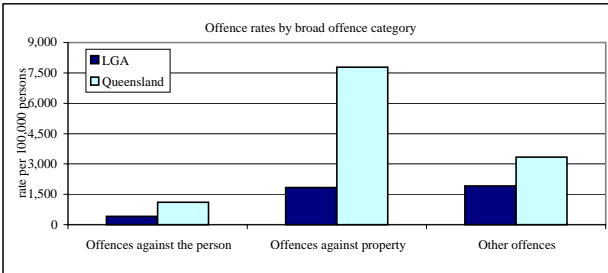
**Demographic Data**

Population (2001 ERP)	<b>6,523</b>	<b>Queensland</b> 3,635,121
% Indigenous (2001 Census)	<b>1.8%</b>	2.8%
Median age of population (2001)	<b>34</b>	33
Male to female ratio (2001)	1:0.82	1:1.01
ARIA <sup>1</sup> Classification	Moderately Accessible	



<sup>1</sup> Accessibility/Remoteness Index of Australia

**Crime Data**



**Comments**

The rate of all broad offence types in Broadsound LGA were substantially lower than the rates for the entire State.

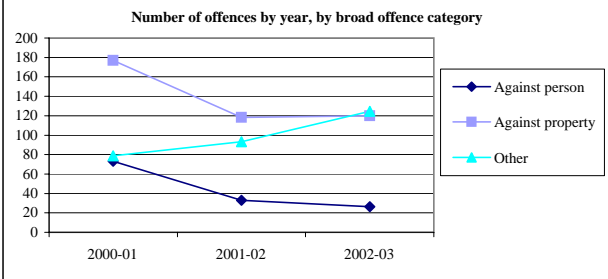
There were no marked changes in the rates of broad offence types in Broadsound LGA from 2001-02 to 2002-03.

Crime trends and comparison of rates with Queensland			
Rates expressed per 100,000 persons			
<b>Offences against the person</b>			
	LGA Number	LGA Rate	Qld Rate
2000-01	73	1,031	866
2001-02	33	503	1,085
2002-03	27	406	1,110
<b>Offences against property</b>			
	LGA Number	LGA Rate	Qld Rate
2000-01	177	2,495	8,626
2001-02	118	1,814	8,094
2002-03	120	1,837	7,787
<b>Other offences</b>			
	LGA Number	LGA Rate	Qld Rate
2000-01	79	1,110	2,981
2001-02	93	1,427	2,866
2002-03	125	1,911	3,331

**Offences by type of offence, 2002-03**

Rates expressed per 100,000 persons

	LGA Number	LGA Rate	Qld Rate
<b>Offences against the person</b>			
Homicide	0	0	6
Serious assault	6	96	315
Other assault	2	24	215
Sexual offences	3	53	169
Armed robbery	0	0	40
Unarmed robbery	0	0	15
Extortion	0	0	1
Kidnapping etc	0	0	9
Other	15	231	340
<b>Total against the person</b>	<b>27</b>	<b>406</b>	<b>1,110</b>
<b>Offences against property</b>			
	LGA Number	LGA Rate	Qld Rate
Unlawful entry with intent			
Dwelling	13	195	1,023
Shop	2	35	204
Other	16	240	567
Arson	0	0	66
Other property damage	22	332	1,199
Motor vehicle theft	19	284	1,176
Stealing from			
Dwelling	2	35	223
Shop	0	0	407
Other	32	497	1,559
Fraud	5	76	727
Handling stolen goods	1	18	176
<b>Total against property</b>	<b>120</b>	<b>1,837</b>	<b>7,787</b>
<b>Other offences</b>			
	LGA Number	LGA Rate	Qld Rate
Drug offences	46	699	1,019
Prostitution offences	0	0	31
Liquor (excl. drunkenness)	3	46	57
Good order offences	9	142	445
Stock related offences	0	0	6
<b>Total other offences</b>	<b>125</b>	<b>1,911</b>	<b>3,331</b>



These data have been sourced from Queensland Police. All analyses have been undertaken by OESR and any queries should be directed to the Crime Statistics Unit, OESR, on (07) 3237 1954.