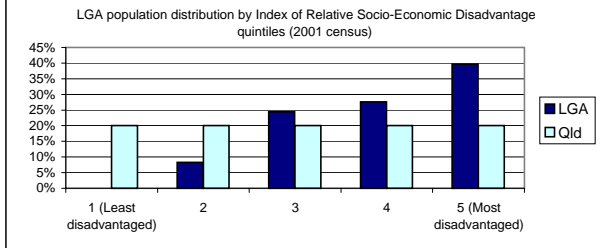


Johnstone (S) Local Government Area (LGA)

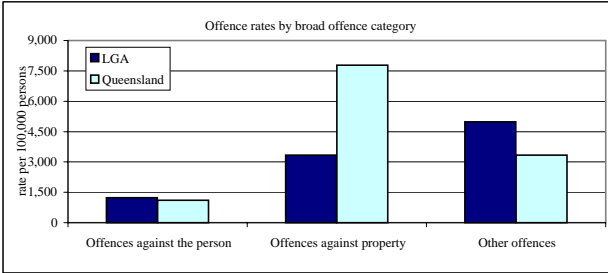
Demographic Data

Population (2001 ERP)	19,383	Queensland 3,635,121
% Indigenous (2001 Census)	7.4%	2.8%
Median age of population (2001)	38	33
Male to female ratio (2001)	1:0.96	1:1.01
ARIA ¹ Classification	Moderately Accessible	



¹ Accessibility/Remoteness Index of Australia

Crime Data



Comments

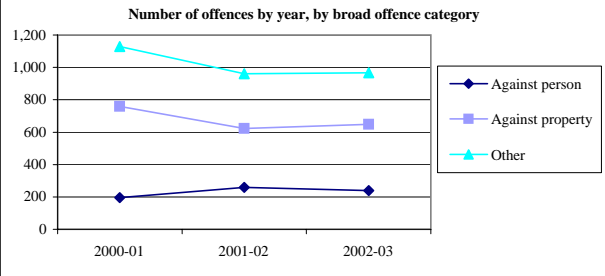
Johnstone LGA had a rate of offences against the person similar to Queensland's, while the rate of property offences was significantly lower. However, the rate of other offences in Johnstone LGA was significantly higher than the Queensland rate. There were no marked changes in the rates of broad offence types in Johnstone LGA from 2001-02 to 2002-03.

Crime trends and comparison of rates with Queensland			
Rates expressed per 100,000 persons			
Offences against the person			
	LGA Number	LGA Rate	Qld Rate
2000-01	195	936	866
2001-02	259	1,336	1,085
2002-03	239	1,233	1,110
Offences against property			
	LGA Number	LGA Rate	Qld Rate
2000-01	759	3,642	8,626
2001-02	623	3,214	8,094
2002-03	648	3,343	7,787
Other offences			
	LGA Number	LGA Rate	Qld Rate
2000-01	1,128	5,413	2,981
2001-02	960	4,953	2,866
2002-03	966	4,984	3,331

Offences by type of offence, 2002-03

Rates expressed per 100,000 persons

	LGA Number	LGA Rate	Qld Rate
Offences against the person			
Homicide	1	5	6
Serious assault	68	351	315
Other assault	51	263	215
Sexual offences	39	201	169
Armed robbery	2	10	40
Unarmed robbery	2	10	15
Extortion	2	10	1
Kidnapping etc	2	10	9
Other	72	371	340
Total against the person	239	1,233	1,110
Offences against property			
	LGA Number	LGA Rate	Qld Rate
Unlawful entry with intent			
Dwelling	42	217	1,023
Shop	6	31	204
Other	37	191	567
Arson	2	10	66
Other property damage	162	836	1,199
Motor vehicle theft	78	402	1,176
Stealing from			
Dwelling	34	175	223
Shop	47	242	407
Other	145	748	1,559
Fraud	71	366	727
Handling stolen goods	9	46	176
Total against property	648	3,343	7,787
Other offences			
	LGA Number	LGA Rate	Qld Rate
Drug offences	311	1,604	1,019
Prostitution offences	0	0	31
Liquor (excl. drunkenness)	8	41	57
Good order offences	171	882	445
Stock related offences	1	5	6
Total other offences	966	4,984	3,331



These data have been sourced from Queensland Police. All analyses have been undertaken by OESR and any queries should be directed to the Crime Statistics Unit, OESR, on (07) 3237 1954.