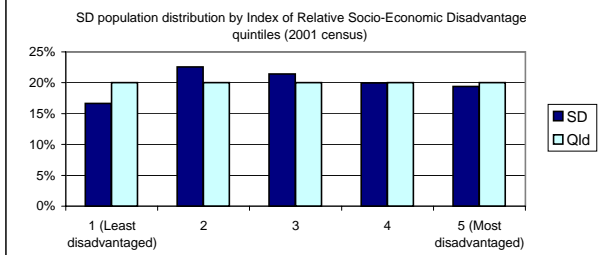


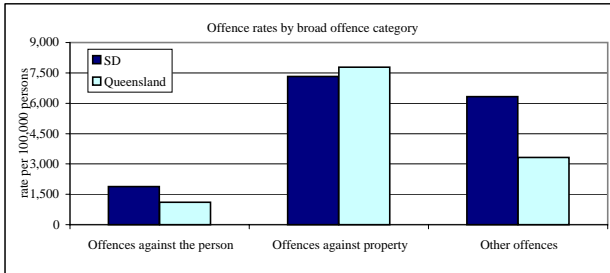
Far North Statistical Division (SD)

Demographic Data

Population (2001 ERP)	221,241	Queensland 3,635,121
% Indigenous (2001 Census)	13.6%	2.8%
Median age of population (2001)	35	33
Male to female ratio (2001)	1:0.98	1:1.01



Crime Data



Comments

Far North SD had higher rates of offences against the person and other offences than the State as a whole, while the rate of property offences was significantly lower than the Queensland rate.

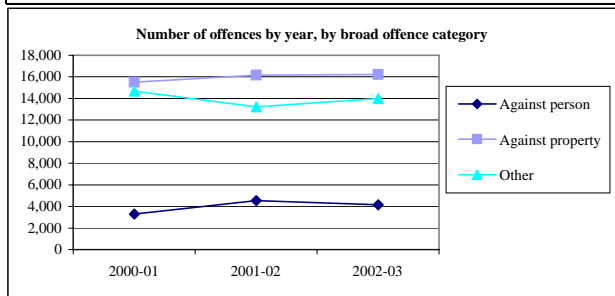
Rates of offences against the person and property offences in Far North SD have increased significantly since 2001-02.

Crime trends and comparison of rates with Queensland			
Rates expressed per 100,000 persons			
Offences against the person			
	SD	SD	Qld
	Number	Rate	Rate
2000-01	3,284	1,429	866
2001-02	4,529	2,007	1,085
2002-03	4,165	1,883	1,110
Offences against property			
	SD	SD	Qld
	Number	Rate	Rate
2000-01	15,514	6,753	8,626
2001-02	16,157	7,161	8,094
2002-03	16,209	7,326	7,786
Other offences			
	SD	SD	Qld
	Number	Rate	Rate
2000-01	14,680	6,390	2,981
2001-02	13,216	5,857	2,866
2002-03	13,996	6,326	3,328

Offences by type of offence, 2002-03

Rates expressed per 100,000 persons

Offences against the person			
	SD	SD	Qld
	Number	Rate	Rate
Homicide	19	9	6
Serious assault	1,204	544	315
Other assault	970	438	215
Sexual offences	531	240	168
Armed robbery	70	32	40
Unarmed robbery	33	15	15
Extortion	2	1	1
Kidnapping etc	18	8	9
Other	1,318	596	340
Total against the person	4,165	1,883	1,110
Offences against property			
	SD	SD	Qld
	Number	Rate	Rate
Unlawful entry with intent			
Dwelling	2,080	940	1,023
Shop	490	221	204
Other	1,303	589	567
Arson	114	52	65
Other property damage	2,944	1,331	1,199
Motor vehicle theft	1,614	730	1,176
Stealing from			
Dwelling	661	299	223
Shop	1,064	481	407
Other	3,668	1,658	1,558
Fraud	1,358	614	726
Handling stolen goods	388	175	176
Total against property	16,209	7,326	7,786
Other offences			
	SD	SD	Qld
	Number	Rate	Rate
Drug offences	4,348	1,965	1,016
Prostitution offences	7	3	31
Liquor (excl. drunkenness)	387	175	57
Good order offences	2,466	1,115	445
Stock related offences	15	7	6
Total other offences	13,996	6,326	3,328



These data have been sourced from Queensland Police. All analyses have been undertaken by OESR and any queries should be directed to the Crime Statistics Unit, OESR on (07) 3237 1954.