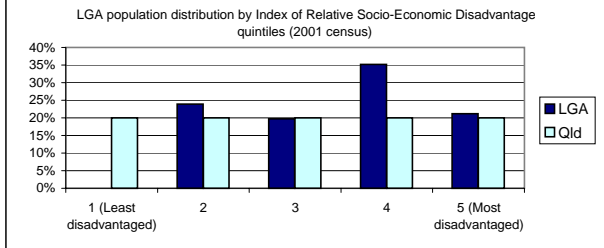


Eacham (S) Local Government Area (LGA)

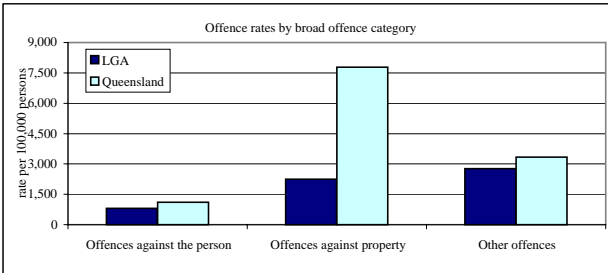
Demographic Data

Population (2001 ERP)	6,353	Queensland 3,635,121
% Indigenous (2001 Census)	2.4%	2.8%
Median age of population (2001)	40	33
Male to female ratio (2001)	1:1.01	1:1.01
ARIA ¹ Classification	Moderately Accessible	



¹ Accessibility/Remoteness Index of Australia

Crime Data



Comments

The rate of all broad offence types in Eacham LGA were substantially lower than the rates for the entire State.

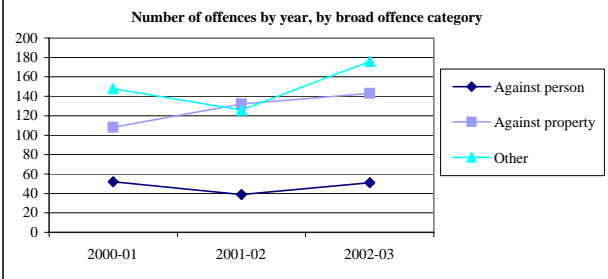
The rate of other offences in Eacham LGA has increased significantly since 2001-02.

Crime trends and comparison of rates with Queensland			
Rates expressed per 100,000 persons			
Offences against the person			
	LGA Number	LGA Rate	Qld Rate
2000-01	52	790	866
2001-02	39	614	1,085
2002-03	51	803	1,110
Offences against property			
	LGA Number	LGA Rate	Qld Rate
2000-01	108	1,641	8,626
2001-02	132	2,078	8,094
2002-03	143	2,251	7,787
Other offences			
	LGA Number	LGA Rate	Qld Rate
2000-01	148	2,249	2,981
2001-02	126	1,983	2,866
2002-03	176	2,770	3,331

Offences by type of offence, 2002-03

Rates expressed per 100,000 persons

	LGA Number	LGA Rate	Qld Rate
Offences against the person			
Homicide	2	31	6
Serious assault	14	220	315
Other assault	8	126	215
Sexual offences	13	205	169
Armed robbery	1	16	40
Unarmed robbery	0	0	15
Extortion	0	0	1
Kidnapping etc	0	0	9
Other	13	205	340
Total against the person	51	803	1,110
Offences against property			
	LGA Number	LGA Rate	Qld Rate
Unlawful entry with intent			
Dwelling	16	252	1,023
Shop	7	110	204
Other	9	142	567
Arson	5	79	66
Other property damage	32	504	1,199
Motor vehicle theft	7	110	1,176
Stealing from			
Dwelling	2	31	223
Shop	2	31	407
Other	31	488	1,559
Fraud	16	252	727
Handling stolen goods	1	16	176
Total against property	143	2,251	7,787
Other offences			
	LGA Number	LGA Rate	Qld Rate
Drug offences	111	1,747	1,019
Prostitution offences	0	0	31
Liquor (excl. drunkenness)	2	31	57
Good order offences	2	31	445
Stock related offences	1	16	6
Total other offences	176	2,770	3,331



These data have been sourced from Queensland Police. All analyses have been undertaken by OESR and any queries should be directed to the Crime Statistics Unit, OESR, on (07) 3237 1954.