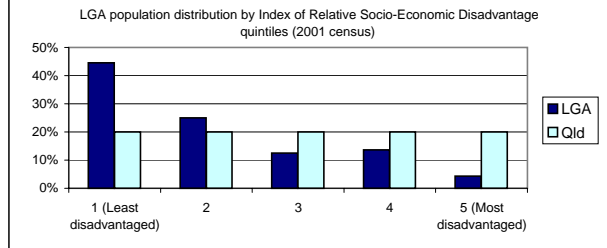


Douglas (S) Local Government Area (LGA)

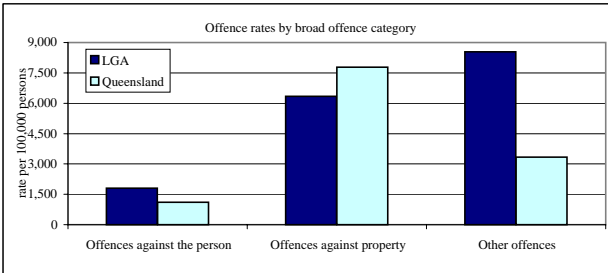
Demographic Data

Population (2001 ERP)	10,688	Queensland 3,635,121
% Indigenous (2001 Census)	6.9%	2.8%
Median age of population (2001)	38	33
Male to female ratio (2001)	1:0.97	1:1.01
ARIA ¹ Classification	Moderately Accessible	



¹ Accessibility/Remoteness Index of Australia

Crime Data



Comments

Douglas LGA had higher rates of offences against the person and other offences than the State as a whole, while the rate of property offences was significantly lower than the Queensland rate.

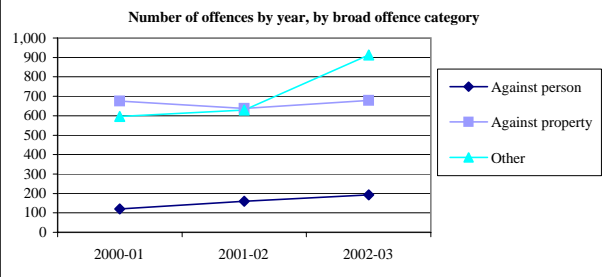
The rate of other offences in Douglas LGA has increased significantly since 2001-02.

Crime trends and comparison of rates with Queensland			
Rates expressed per 100,000 persons			
Offences against the person			
	LGA Number	LGA Rate	Qld Rate
2000-01	121	1,080	866
2001-02	159	1,489	1,085
2002-03	193	1,801	1,110
Offences against property			
	LGA Number	LGA Rate	Qld Rate
2000-01	675	6,042	8,626
2001-02	637	5,958	8,094
2002-03	678	6,344	7,787
Other offences			
	LGA Number	LGA Rate	Qld Rate
2000-01	597	5,337	2,981
2001-02	629	5,886	2,866
2002-03	913	8,540	3,331

Offences by type of offence, 2002-03

Rates expressed per 100,000 persons

	LGA Number	LGA Rate	Qld Rate
Offences against the person			
Homicide	0	0	6
Serious assault	56	524	315
Other assault	35	324	215
Sexual offences	14	134	169
Armed robbery	3	28	40
Unarmed robbery	1	9	15
Extortion	0	0	1
Kidnapping etc	1	9	9
Other	83	772	340
Total against the person	193	1,801	1,110
Offences against property			
	LGA Number	LGA Rate	Qld Rate
Unlawful entry with intent			
Dwelling	103	964	1,023
Shop	11	106	204
Other	65	612	567
Arson	0	0	66
Other property damage	126	1,176	1,199
Motor vehicle theft	79	738	1,176
Stealing from			
Dwelling	18	168	223
Shop	16	153	407
Other	170	1,594	1,559
Fraud	58	542	727
Handling stolen goods	12	111	176
Total against property	678	6,344	7,787
Other offences			
	LGA Number	LGA Rate	Qld Rate
Drug offences	262	2,452	1,019
Prostitution offences	0	0	31
Liquor (excl. drunkenness)	50	465	57
Good order offences	189	1,769	445
Stock related offences	0	0	6
Total other offences	913	8,540	3,331



These data have been sourced from Queensland Police. All analyses have been undertaken by OESR and any queries should be directed to the Crime Statistics Unit, OESR, on (07) 3237 1954.