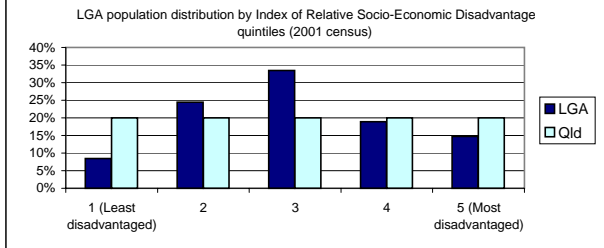


Wambo (S) Local Government Area (LGA)

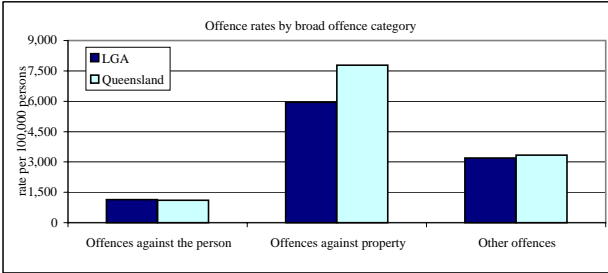
Demographic Data

Population (2001 ERP)	5,232	Queensland 3,635,121
% Indigenous (2001 Census)	1.4%	2.8%
Median age of population (2001)	37	33
Male to female ratio (2001)	1:0.94	1:1.01
ARIA ¹ Classification	Accessible	



¹ Accessibility/Remoteness Index of Australia

Crime Data



Comments

The rates of offences against the person and other offences in Wambo LGA were similar to Queensland rates, while the rate of property offences was significantly lower.

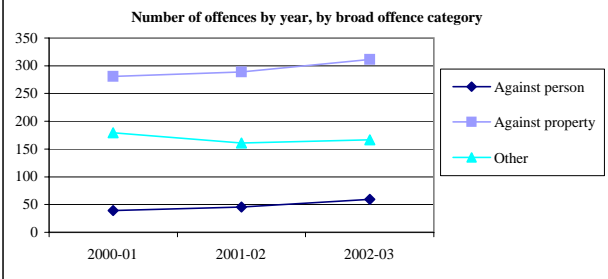
There were no marked changes in the rates of broad offence types in Wambo LGA from 2001-02 to 2002-03.

Crime trends and comparison of rates with Queensland			
Rates expressed per 100,000 persons			
Offences against the person			
	LGA Number	LGA Rate	Qld Rate
2000-01	39	737	866
2001-02	46	873	1,085
2002-03	60	1,139	1,110
Offences against property			
	LGA Number	LGA Rate	Qld Rate
2000-01	281	5,245	8,626
2001-02	289	5,522	8,094
2002-03	311	5,948	7,787
Other offences			
	LGA Number	LGA Rate	Qld Rate
2000-01	179	3,354	2,981
2001-02	161	3,072	2,866
2002-03	167	3,189	3,331

Offences by type of offence, 2002-03

Rates expressed per 100,000 persons

	LGA Number	LGA Rate	Qld Rate
Offences against the person			
Homicide	0	0	6
Serious assault	20	382	315
Other assault	13	242	215
Sexual offences	7	132	169
Armed robbery	1	23	40
Unarmed robbery	0	0	15
Extortion	0	0	1
Kidnapping etc	1	12	9
Other	18	343	340
Total against the person	60	1,139	1,110
Offences against property			
	LGA Number	LGA Rate	Qld Rate
Unlawful entry with intent			
Dwelling	27	514	1,023
Shop	15	294	204
Other	40	767	567
Arson	1	23	66
Other property damage	62	1,185	1,199
Motor vehicle theft	38	717	1,176
Stealing from			
Dwelling	14	266	223
Shop	8	144	407
Other	66	1,269	1,559
Fraud	32	606	727
Handling stolen goods	4	71	176
Total against property	311	5,948	7,787
Other offences			
	LGA Number	LGA Rate	Qld Rate
Drug offences	55	1,049	1,019
Prostitution offences	0	0	31
Liquor (excl. drunkenness)	5	104	57
Good order offences	21	402	445
Stock related offences	2	46	6
Total other offences	167	3,189	3,331



These data have been sourced from Queensland Police. All analyses have been undertaken by OESR and any queries should be directed to the Crime Statistics Unit, OESR, on (07) 3237 1954.