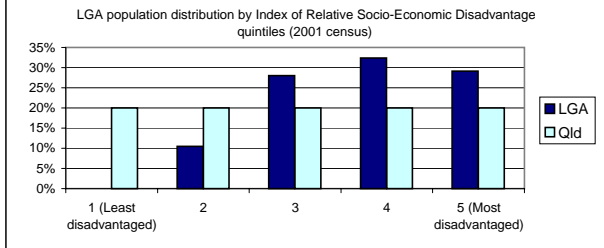


Stanthorpe (S) Local Government Area (LGA)

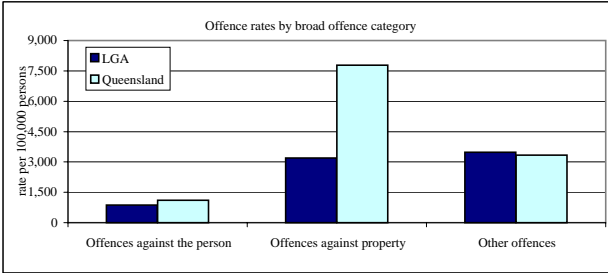
Demographic Data

Population (2001 ERP)	10,383	Queensland 3,635,121
% Indigenous (2001 Census)	1.1%	2.8%
Median age of population (2001)	39	33
Male to female ratio (2001)	1:0.99	1:1.01
ARIA ¹ Classification	Accessible	



¹ Accessibility/Remoteness Index of Australia

Crime Data



Comments

The rates of offences against the person and property offences in Stanthorpe LGA were lower than Queensland rates, while the rate of other offences was similar to the corresponding Queensland rate.

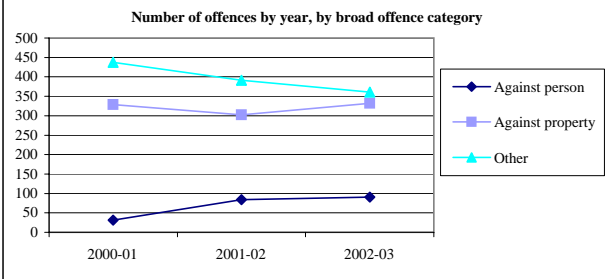
There were no marked changes in the rates of broad offence types in Stanthorpe LGA from 2001-02 to 2002-03.

Crime trends and comparison of rates with Queensland			
Rates expressed per 100,000 persons			
Offences against the person			
	LGA Number	LGA Rate	Qld Rate
2000-01	31	308	866
2001-02	84	809	1,085
2002-03	91	876	1,110
Offences against property			
	LGA Number	LGA Rate	Qld Rate
2000-01	329	3,274	8,626
2001-02	302	2,909	8,094
2002-03	332	3,198	7,787
Other offences			
	LGA Number	LGA Rate	Qld Rate
2000-01	437	4,348	2,981
2001-02	391	3,766	2,866
2002-03	361	3,477	3,331

Offences by type of offence, 2002-03

Rates expressed per 100,000 persons

	LGA Number	LGA Rate	Qld Rate
Offences against the person			
Homicide	1	10	6
Serious assault	28	270	315
Other assault	12	116	215
Sexual offences	7	67	169
Armed robbery	0	0	40
Unarmed robbery	1	10	15
Extortion	0	0	1
Kidnapping etc	2	19	9
Other	40	385	340
Total against the person	91	876	1,110
Offences against property			
	LGA Number	LGA Rate	Qld Rate
Unlawful entry with intent			
Dwelling	30	289	1,023
Shop	10	96	204
Other	55	530	567
Arson	10	96	66
Other property damage	76	732	1,199
Motor vehicle theft	29	279	1,176
Stealing from			
Dwelling	9	87	223
Shop	12	116	407
Other	76	732	1,559
Fraud	13	125	727
Handling stolen goods	7	67	176
Total against property	332	3,198	7,787
Other offences			
	LGA Number	LGA Rate	Qld Rate
Drug offences	126	1,214	1,019
Prostitution offences	0	0	31
Liquor (excl. drunkenness)	2	19	57
Good order offences	65	626	445
Stock related offences	8	77	6
Total other offences	361	3,477	3,331



These data have been sourced from Queensland Police. All analyses have been undertaken by OESR and any queries should be directed to the Crime Statistics Unit, OESR, on (07) 3237 1954.