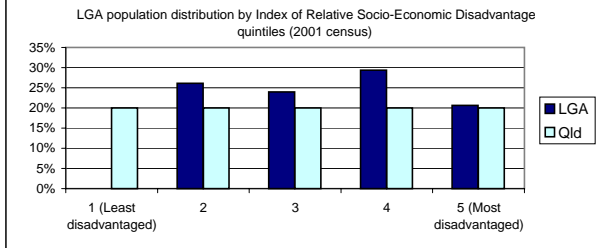


Rosalie (S) Local Government Area (LGA)

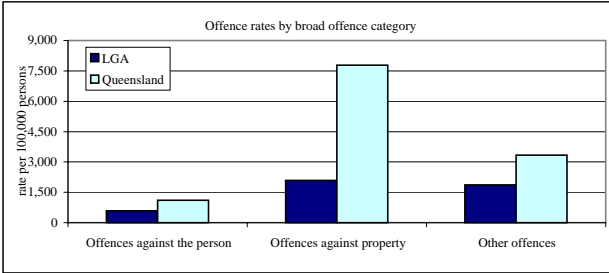
Demographic Data

Population (2001 ERP)	8,692	Queensland 3,635,121
% Indigenous (2001 Census)	2.1%	2.8%
Median age of population (2001)	34	33
Male to female ratio (2001)	1:0.91	1:1.01
ARIA ¹ Classification	Highly Accessible (2)	



¹ Accessibility/Remoteness Index of Australia

Crime Data



Comments

The rate of all broad offence types in Rosalie LGA were substantially lower than the rates for the entire State.

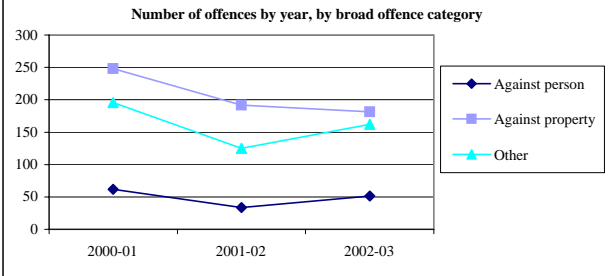
There were no marked changes in the rates of broad offence types in Rosalie LGA from 2001-02 to 2002-03.

Crime trends and comparison of rates with Queensland			
Rates expressed per 100,000 persons			
Offences against the person			
	LGA Number	LGA Rate	Qld Rate
2000-01	62	715	866
2001-02	34	388	1,085
2002-03	51	589	1,110
Offences against property			
	LGA Number	LGA Rate	Qld Rate
2000-01	248	2,860	8,626
2001-02	192	2,208	8,094
2002-03	181	2,087	7,787
Other offences			
	LGA Number	LGA Rate	Qld Rate
2000-01	195	2,252	2,981
2001-02	125	1,440	2,866
2002-03	162	1,863	3,331

Offences by type of offence, 2002-03

Rates expressed per 100,000 persons

	LGA Number	LGA Rate	Qld Rate
Offences against the person			
Homicide	1	16	6
Serious assault	17	196	315
Other assault	8	90	215
Sexual offences	5	58	169
Armed robbery	1	16	40
Unarmed robbery	0	0	15
Extortion	0	0	1
Kidnapping etc	0	0	9
Other	18	207	340
Total against the person	51	589	1,110
Offences against property			
	LGA Number	LGA Rate	Qld Rate
Unlawful entry with intent			
Dwelling	17	199	1,023
Shop	3	30	204
Other	28	324	567
Arson	0	0	66
Other property damage	32	368	1,199
Motor vehicle theft	25	286	1,176
Stealing from			
Dwelling	6	69	223
Shop	6	66	407
Other	42	478	1,559
Fraud	13	145	727
Handling stolen goods	2	21	176
Total against property	181	2,087	7,787
Other offences			
	LGA Number	LGA Rate	Qld Rate
Drug offences	57	654	1,019
Prostitution offences	0	0	31
Liquor (excl. drunkenness)	3	33	57
Good order offences	13	150	445
Stock related offences	2	20	6
Total other offences	162	1,863	3,331



These data have been sourced from Queensland Police. All analyses have been undertaken by OESR and any queries should be directed to the Crime Statistics Unit, OESR, on (07) 3237 1954.