



**Main Features**

**Deaths 2000**

	Number	Annual Change (%)
Queensland	22,425	↓ 1.9%
Australia	128,291	↑ 0.1%

**Commentary**

• For the year 2000, 22,425 deaths were registered in Queensland consisting of 12,023 males (53.6%) and 10,402 females (46.4%). This was a decrease of 1.9% compared with the previous year (22,849 deaths) (figure 1). Australia had a 0.1% increase from 128,102 registered deaths in 1999 to 128,291 registered deaths in 2000.

• Over the past 20 years, the age standardised death rate (standardised by age categories) has continued to decline in both Queensland and Australia. The age standardised death rate for Queensland males decreased by 5.3% in the year 2000 to 7.1 persons per 1,000 population. This rate is higher than the female age standardised death rate of 4.5 (6.3% drop from the previous year) (figure 2). Queensland and Australia have similar age standardised death rates.

• Queensland persons aged less than 1 year had the highest death rate for those aged less than 55 (6.2 deaths per 1,000 person). This trend was similar for Australia with the death rate of those aged less than 1 being 5.2. Death rates for Queensland Indigenous people were greater than both Queensland and Australian death rates in all age groups (figure 3).

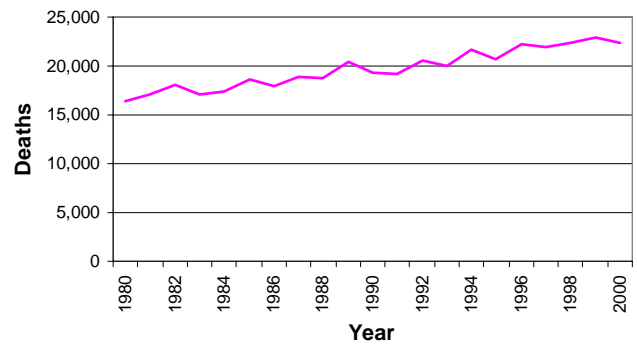
• The median age at death for a Queensland resident in 2000 was 77.8 years. The median age of an Indigenous Queenslanders was significantly lower at 56.7 years. Queensland median age at death was slightly lower than the national figure of 78.2 years.

• The number of registered Indigenous deaths\* in Queensland was 535. However it is estimated to cover only 54% of total Indigenous deaths (figure 4). Australia recorded 2,127 registered Aboriginal and Torres Strait Islander deaths in 2000. This is estimated to represent 59% of Indigenous deaths nationally.

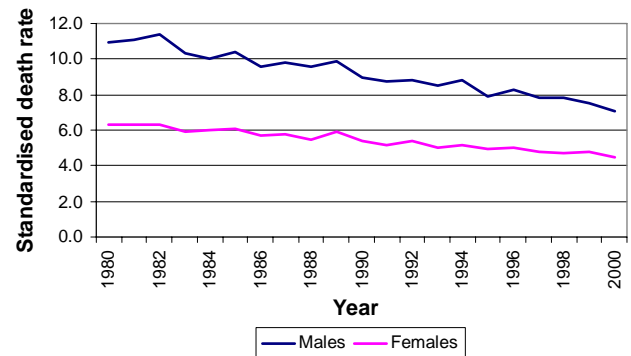
• The statistical divisions of Moreton and Brisbane had the lowest standardised death rates for Queensland during the three year period 1998 to 2000 (5.6 and 5.8 deaths per 1,000 population respectively). The North West statistical division had the highest standardised death rate of 8.2 deaths.

• The leading cause of death for Queensland residents in 2000 was 'diseases of the circulatory system' (39.2% of all deaths) followed by 'neoplasms' (cancer) (28.8%).

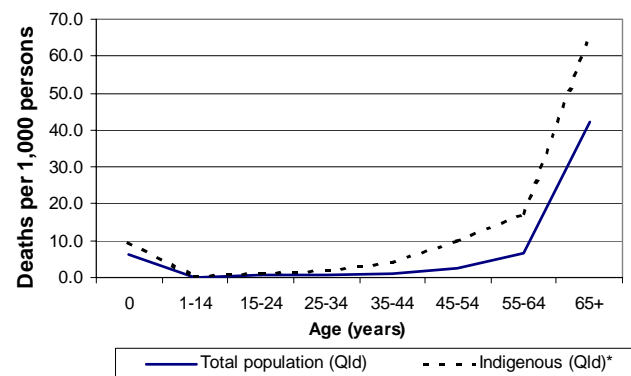
**Figure 1: Registered deaths, Queensland**



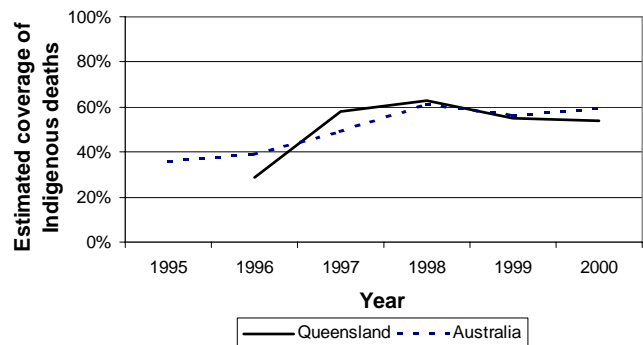
**Figure 2: Age standardised death rate, by sex, Queensland (per 1,000 population)**



**Figure 3: Age specific death rates, Queensland, 2000**



**Figure 4: Estimated coverage of Indigenous deaths\***



\* Approximately 54% of Indigenous deaths are recorded (based on 1996 Census population projections and births and deaths). This figure hasn't increased since Indigenous status was first recorded in 1996 in Queensland.