

Main Features

Births

	Number	Annual Change (%)
Queensland	47,771	↑ 0.2%
Australia	250,988	↑ 1.9%

Commentary

- For the year 2002, 47,771 births were registered in Queensland consisting of 24,454 males (51.2%) and 23,317 females (48.8%). This was an increase of 0.2% compared with the previous year (47,678 births) (figure 1). Australia had an increase of 1.9% from 246,394 registered births in 2001 to 250,988 registered births in 2002.
- The total fertility rate* in Queensland declined to 1.773 in 2002 compared with 1.798 in the previous year. This rate is slightly higher than Australia's total fertility rate of 1.752 which increased from 1.733 in 2001 (figure 2).
- Of the registered births in Queensland, 6.1% were born to teenage mothers. Of births to Indigenous mothers, 19.6% were born to teenage mothers.
- Queensland women in the 25-29 years age bracket had the highest fertility rate (109.1 births per 1,000 women) (figure 3). For Australia as a whole, women aged 30-34 years had the highest fertility rate (111.2 births per 1,000 women). Fertility rates for Queensland Indigenous women peaked in the 20-24 years age group (142.2 per 1,000) women.
- The median age of Queensland mothers in 2002 was 29.5 years. The median age of Queensland fathers was slightly higher at 31.7 years. Both Queensland figures are slightly lower than the national figures of 30.2 years for mothers and 32.5 years for fathers.
- The number of registered Indigenous births** in Queensland was 3,349. This was 0.4% higher than the previous year's figure (figure 4). Australia recorded 11,488 registered Indigenous births in 2002, up 0.7% from the previous year. Of the total Queensland registered births, 7.0% were to an Indigenous mother or father, compared with 4.6% for Australia.
- The Moreton and Brisbane Statistical Divisions had the lowest total fertility rates for Queensland (1.658 and 1.703 respectively). The North West Statistical Division had the highest total fertility rate (2.459). The median age of Brisbane mothers (30.0 years) was slightly higher than the median age of mothers in the remainder of the State (29.1 years). North West had the lowest median age of mothers (28.2 years).

Figure 1: Registered births, Queensland

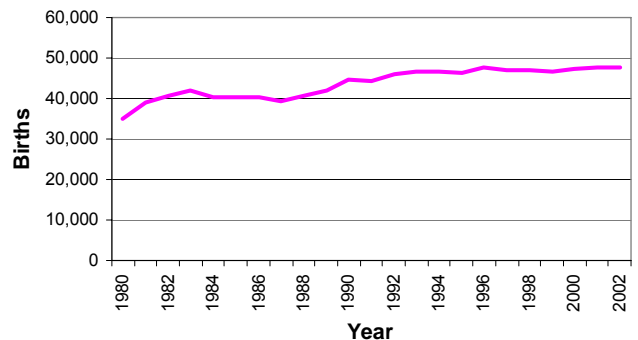


Figure 2: Total fertility rate*

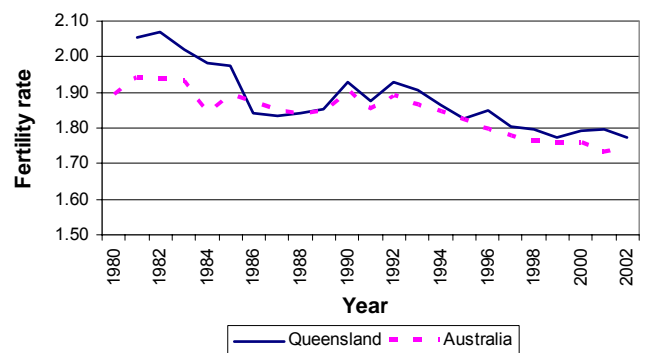


Figure 3: Registered births per 1,000 women, by age

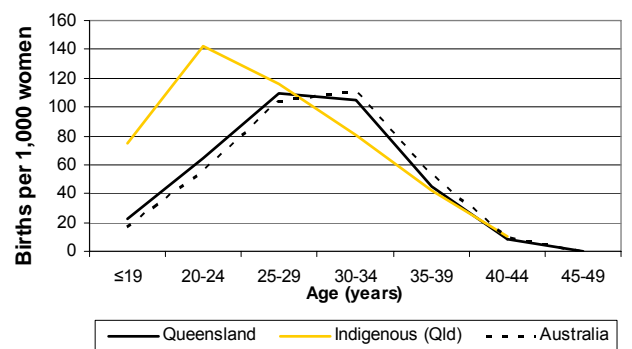
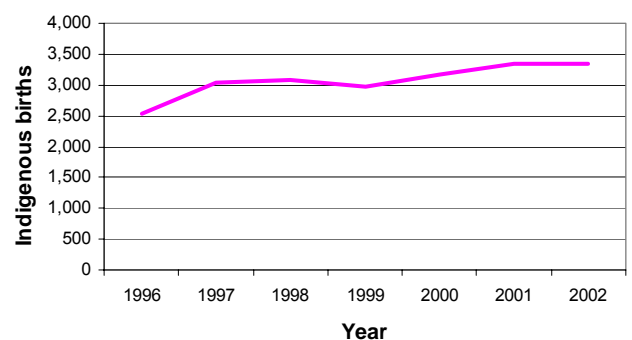


Figure 4: Registered Indigenous births, Queensland**



* The number of children a woman would bear during her lifetime if she experienced current age-specific fertility rates.
 ** ABS estimates that Indigenous identification in birth records is between 80% and 95% complete in Queensland.