

Main Features

Preliminary estimated resident population at 31 March 2008:

Queensland	4,253,236
Australia	21,282,583
<i>Qld share of national population</i>	<i>20.0%</i>

Population growth (12 months to 31 March 2008):

Population growth in Queensland	2.2%
Population growth in Australia	1.6%
<i>Qld share of national growth</i>	<i>27.3%</i>

Queensland components of population increase:

	12 mths to Mar 2008	% of growth
Natural increase	28,523	31.1
Net interstate migration	24,298	26.5
Net overseas migration	39,034	42.5
Total	91,855	100.0

Commentary

- Data in this publication for 30 September 2001 to 30 June 2006 are final and based on the 2006 Census of Population and Housing. Data from the 30 September 2006 onwards are preliminary.
- Queensland's preliminary estimated resident population at 31 March 2008 was 4,253,236 persons. Queensland's population now accounts for 20.0% of the Australian population.
- Queensland's population increased by 91,855 persons over the 12 months to 31 March 2008, compared with an increase of 92,446 persons in the previous 12-month period.
- Net overseas migration made the largest contribution to population growth in Queensland in the 12 months to 31 March 2008 (42.5%), followed by natural increase (31.1%) and net interstate migration (26.5%). This was a record contribution by net overseas migration to population growth in Queensland (previous record was 37.2% in the 12 months to 30 September 2007).
- Net overseas migration to Queensland was 39,034 persons in the year ending 31 March 2008 (up significantly from 31,323 persons in the previous 12-month period). The figure for the latest 12-month period was the highest recorded since the introduction of the estimated resident population series by the Australian Bureau of Statistics in 1971.*
- Natural increase (births minus deaths) in the year ending 31 March 2008 for Queensland was 28,523

persons (down from 32,379 persons in the previous 12-month period).

- The level of net interstate migration to Queensland continues to be the highest of all Australian states and territories. In the 12 months to 31 March 2008 net interstate migration to Queensland eased to 24,298 persons, compared with 27,010 persons in the previous 12-month period.

Figure 1: Components of population increase, Queensland, year ending 31 March

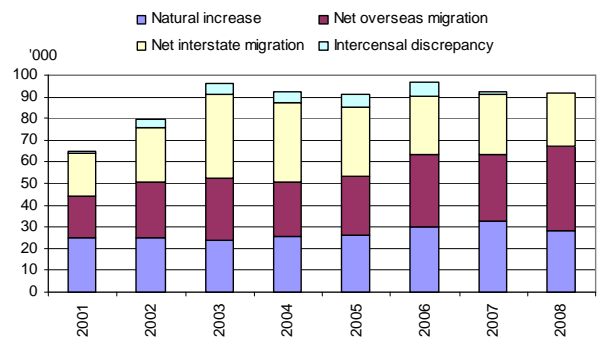


Figure 2: Population annual growth rate, Queensland and Australia, year ending 31 March

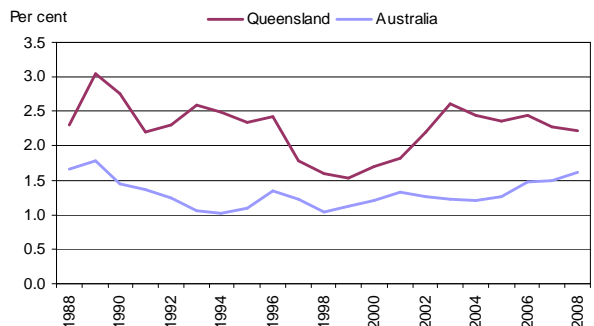
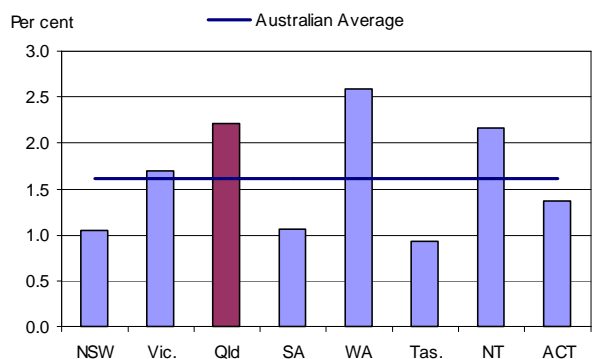


Figure 3: Population growth rate, Australia and states and territories, year ending 31 March 2008



* Net overseas migration estimates contain a break in time series from September quarter 2006 onwards, when an improved methodology was introduced.